


BOATS AND YACHTS



FRP BOAT BUILDING



Craftway Engineers, a member of the SHM group of companies, is one of the pioneers for building FRP Boats indigenously in India. We specialize in boats that are tailor-made to the requirement of our customers. Our customers include ONGC, Indian Navy, Maharashtra Maritime Board (MMB), Maharashtra Police, Cochin Shipyard, GRSE, and all the major port authorities of India; to name a few.



Infrastructure: We are ISO 9001:2008 certified, which attests that all our manufacturing processes and infrastructure meet the best international standards. Skilled Naval Architects, experienced Marine Engineers, and adept technicians use latest technology, including the CAD system & 3D modeling, to fine tune structures and guarantee absolute precision in production and assembly of our Products.

Construction: Extensive quality control inspections during the fitting out of the boat, and prior to final sea trials, enable us to deliver products that contain flawless electrical and mechanical systems on board. We incorporate type approved isophthalic / vinylester resins, multiaxial fiberglass, and PVC cores in construction of our hulls. When used together, these preferred components guarantee greater structural strength and simultaneously minimize the weight of our boats.



CREW BOAT (OCEAN CREWZER)


The hybrid Ocean Crewzer is India's first of its kind fast crew boat (FCB) which has been specifically designed to support offshore oilfield operations. Its primary function being facilitating crew transfer, the Ocean Crewzer also boasts 30 square meters of cargo deck area equipped to carry cargo up to 5 tons.

Designed to operate fast crew transfer for 25 offshore personnel, Ocean Crewzer's unique hull design has been optimized for high speed transits, with specific user oriented features, to limit seasickness of passengers. The on-board noise, vibration, and indoor climate are in accordance with Class RINA comfort notation. Ocean Crewzer's high speed makes it a more cost effective option to helicopters.



SPECIFICATIONS

Length	:23.8 M
GRT	:77 Tons
Crew Capacity	:7-9
Passenger Cap	:25
Top Speed	:35 Knots
Class/Flag	:RINA/India
Engine	:2 No. Caterpillar ACERT 32
Gearbox	:2 No. Reintjes WVX430/1
Waterjet	:2 No. Doen Waterjet DJ200-IWJ



IMMEDIATE SUPPORT VESSEL (ISV)

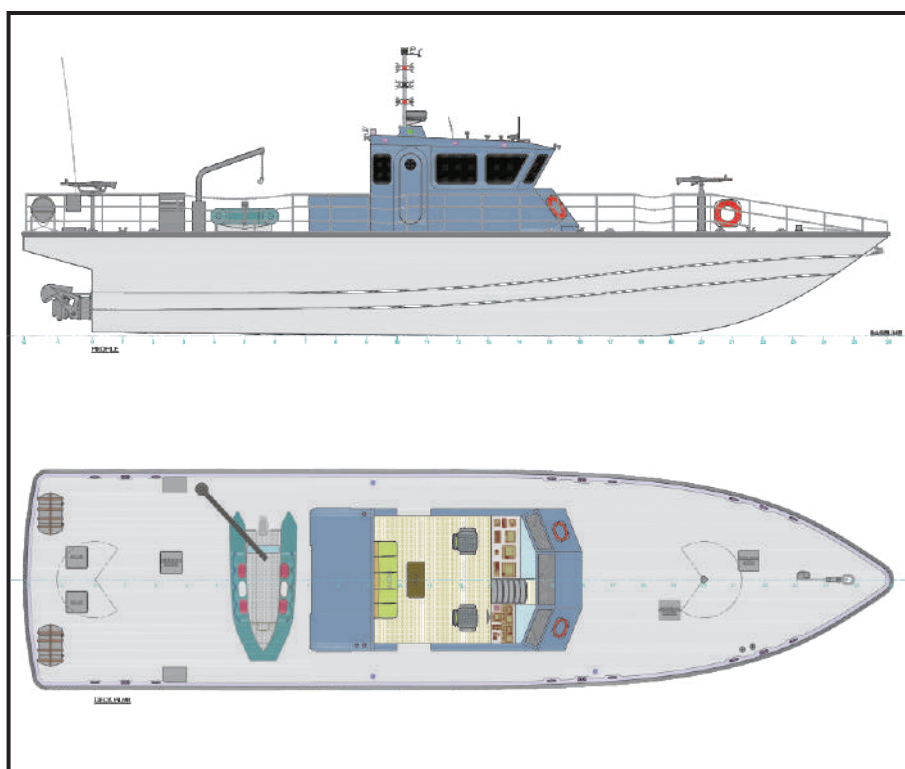
The Immediate Support Vessel is a lightly armed surface vessel capable of operating in a sea state up to State 6 for rapid insertion, extraction, and patrolling of Offshore Development Areas (ODAs). The ISV is capable of day and night surveillance to curb fishing menace, intercept small intruder vessels, and conduct anti-terrorist operations.

The ISVs also carry an inflatable rescue boat to enable quick movements for search and rescue by marine commandos. We have manufactured 14 ISVs to date which were purchased by ONGC and are now being operated by the Indian Navy as a Naval Warship.



SPECIFICATIONS

Length	: 23.1 M
Breadth	: B-5.6 M/D 2.75 M
/Depth Moulded	
Top Speed	: 40 Knots
GRT	: 67 Tons
Engine	: 2 No. Caterpillar ACERT 32
Gearbox	: 2 Nos. Reintjes WXX 430/1
Waterjet	: 2 Nos. Doen Waterjet DJ200
Crew	: 7 Nos
Class/Flag	: RINA/Indian
Customer	: ONGC, Indian Navy



AMBULANCE BOAT

India's first of its kind Ambulance Boat built to improve response efficiency and provide emergency care in areas that are better accessible by waterways than roadways.

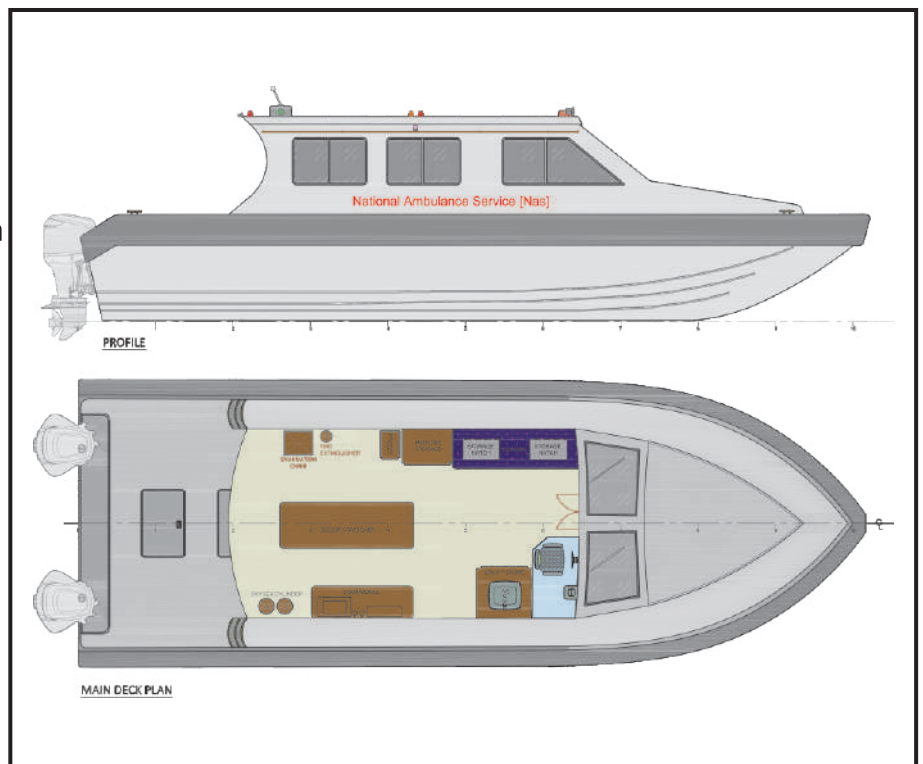
Our Ambulance Boats are equipped with advanced life support equipment which include automated respirators, defibrillators, operating table, stretchers, drugs, etc.

These equipment enable life-saving and stabilising treatment to commence immediately when a patient is brought on board and can be continued as the boat speeds towards the closest available hospital.



SPECIFICATIONS

Length	: 10 M
Breadth	: 3.25 M
Capacity	: 12 pax in normal condition
Top Speed	: 18 Knots
Propulsion	: 115 HP 2 Stroke OBM
Customer	: Vinobha Bhawe Hospital



RIGID INFLATABLE BOAT (RIB)

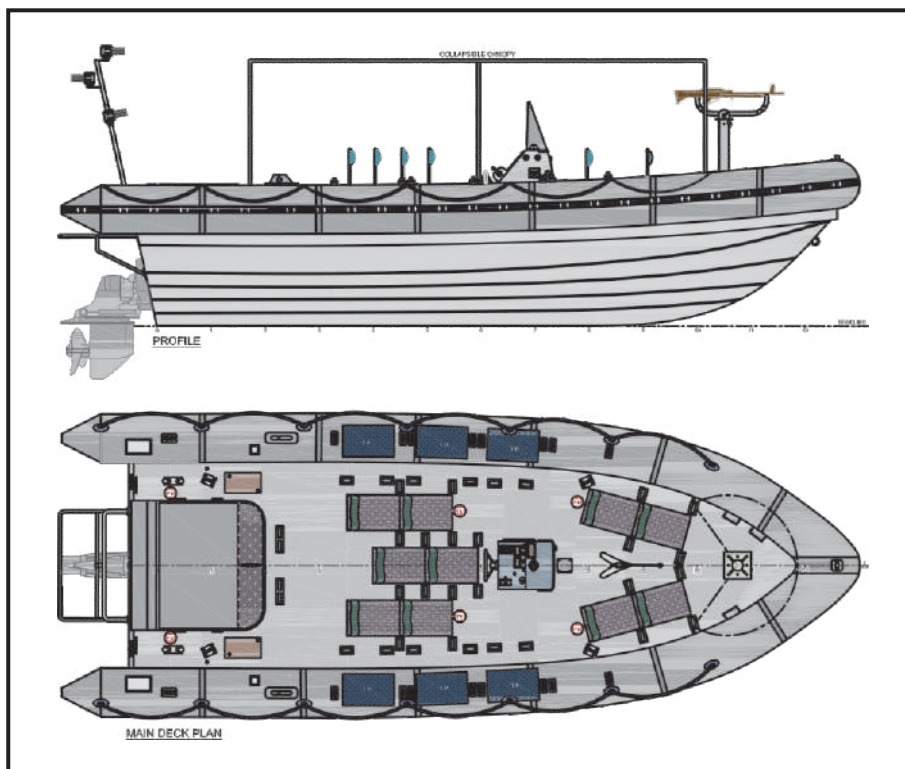
Designed and constructed specially for the Indian Navy, our RIB is a lightweight, high-performance craft that spans a length of either 7.4M or 4.7M, depending upon client requirement, and has a top speed of 32 Knots. Propelled by an inboard stern drive engine, our RIBs enable military personnel to cope better with high speeds and rougher seas due to its dependable stability and secured ruggedness;

These RIBs can be used for a variety of applications including rescue, interception, patrolling, and as tenders for larger ships like destroyers & aircraft carriers .



SPECIFICATIONS

Length Overall	7.5 M	4.75 M
Breath Overall	2.7 M	2.13 M
Depth	1.31 M with collar	0.875 M
Draft Hull	0.60 M	0.350M
Displacement	3500 Kg	900 Kg
Carrying Capacity	18 pax	9 pax
Top Speed	32 Knots	22-25 Knots
Engine	STERN DRIVE 1 x 270 HP	O.B.M. 1 x 75 HP
Approval	Indian Navy NCD specifications	Indian Navy NCD specifications
Operating Sea State	5	5
Customer	Indian Navy	Indian Navy



PATROL BOAT

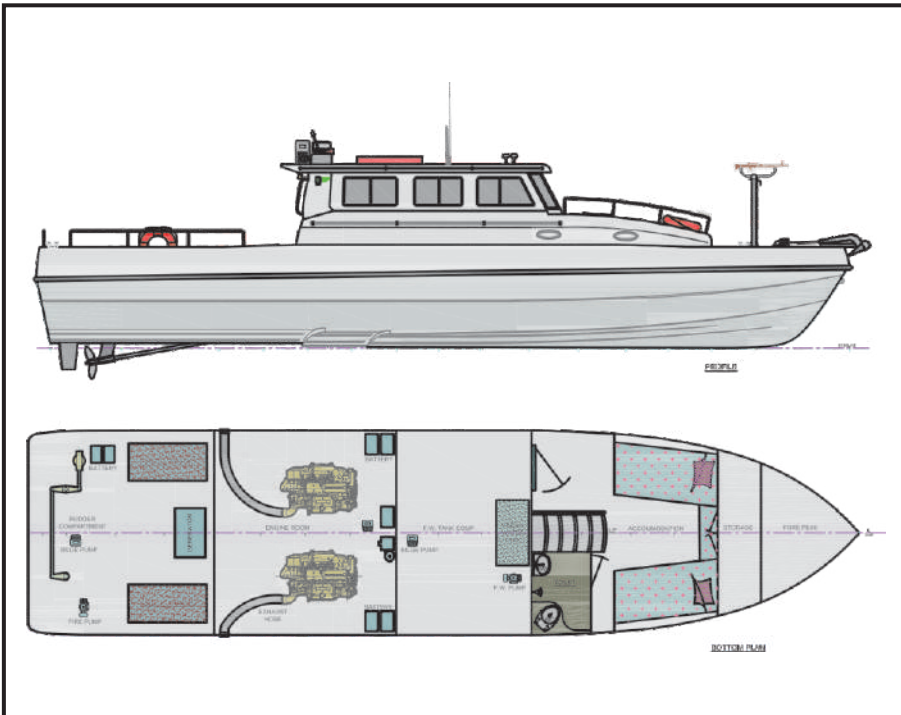
Our Patrol Boats are built for border protection forces to conduct harbour control, anti-smuggling, anti-piracy, fisheries control, rescue activities, etc. as per ISPS code of SOLAS.

They come in various sizes ranging from 12 M, 15M, to 23M and can be propelled with inboard conventional propulsion, stern drives, water jets, etc. and outboards depending on client's requirement. FRP construction makes them light, fast-sailing and easy to manoeuver.

Till date, we have built a fleet of over 22 patrol and security boats that are either sold to or chartered by Military/Paramilitary agencies and Port Authorities all across the country.



SPECIFICATIONS		
Length Overall	15.37 M	12.35 M
Depth	1.94 M	1.94 M
Draft Hull	0.50 M	0.45 M
Displacement	8 Tons	6Tons
Breadth Hull	3.77 M	3.82 M
Speed	20-25 Knots	25-30 Knots
Carrying Capacity	12 Pax	10 Pax
Engine	STERN DRIVE/O.B.M. /Conventional	STERN DRIVE/O.B.M. /Conventional



GEMINI BOAT

Gemini Craft was a generic name given to inflatable rescue boats by the Royal British Navy and has continued to be used by the Indian Navy for several years.

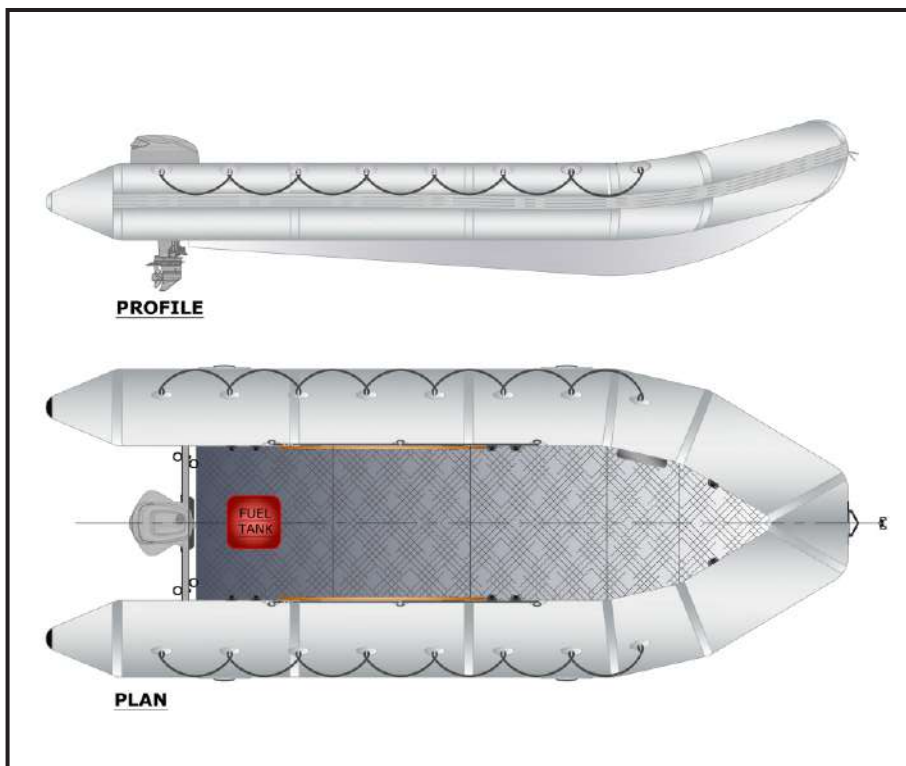
Our Gemini Boats are India's first which comply to the new Navy NCD specification ISO 6185-3:2014, and approved by international classification society RINA.

Gemini's are light weight, compact in size when stored, highly durable, and can be launched from all major types of vessels. Their capability of carrying heavy load and highly stable platform are what they are best known for.



SPECIFICATIONS

Carrying Capacity	: 8/10 Persons
Length Over All	: 4.4 M (Approx.)
Beam Over All	: 1.8 M
Tube Dia	: 450 m.m.
No of Chambers	: 5 nos. + 1 no. (Inflatable Keel)
Colour	: Grey/Black



FIRE AND RESCUE BOAT (SNAPPER 22)

Our Snapper Fire & Rescue Boat is specially designed for rapid response in versatile environments for use in in-land and in-shore search and rescue operations.

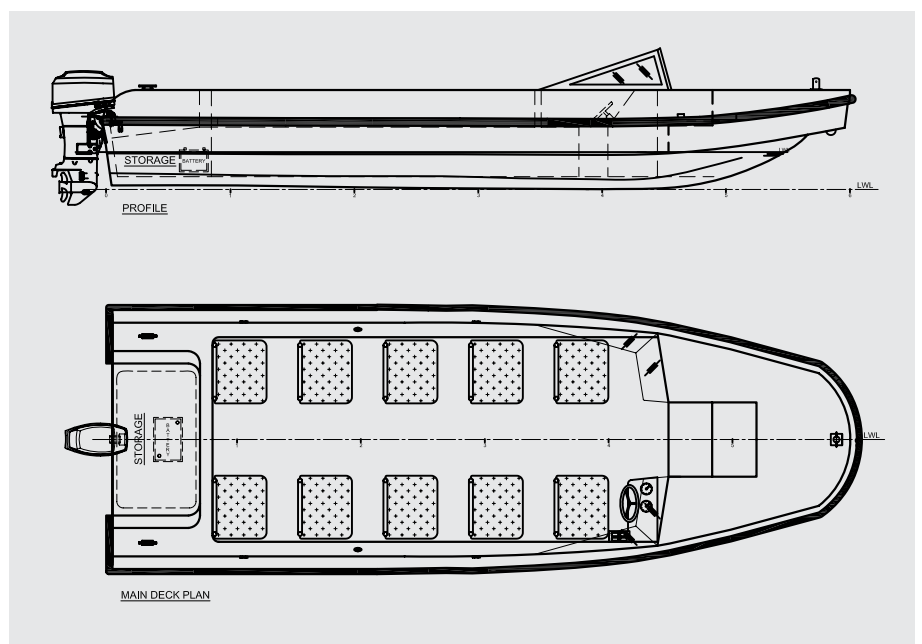
The Snapper bears a unique 'W' hull which ensures additional stability during sharp turns and more space in the aisle for extra passengers / victims / stretchers during emergency rescue operations. We can also include pumps and nozzles which can be used for fighting shoreline and shipboard fires.

A multi-purpose boat, the Snapper can be further customized for commercial use such as fishing, ferries, tenders, thereby offering outstanding value for your money with unparalleled performance.



SPECIFICATIONS

Length	: 6.70 M
Breadth	: 2.20 M
Depth	: 0.80 M
Draft Hull	: 0.30 M
Capacity	: 12 pax
Top Speed	: 20 Knots
Breath Hull	: 2.02 M
Engine	: OBM 2 X 30 HP



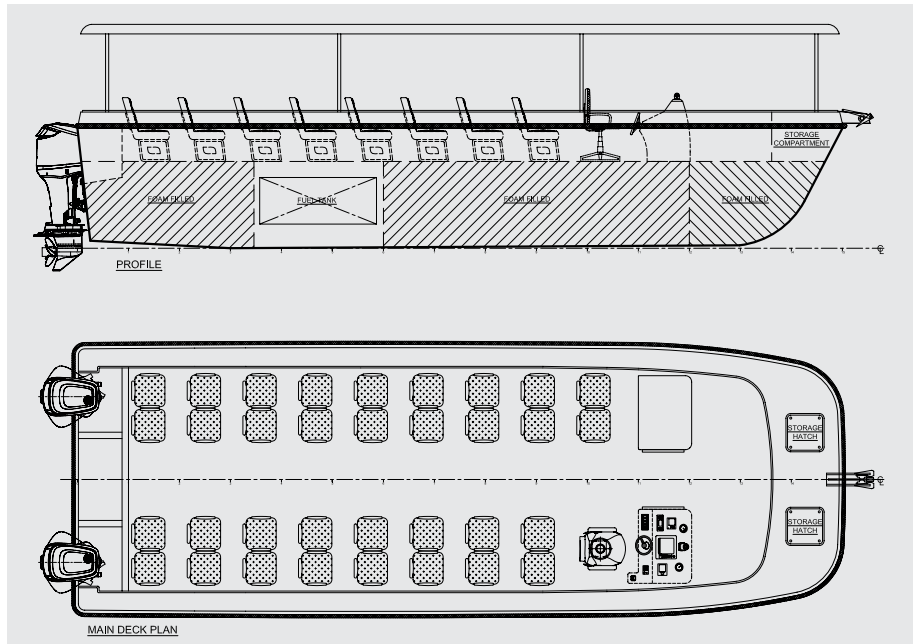
PASSENGER BOAT

Our Passenger Boats can be customized in many different ways and come in a variety of sizes which can be deployed as taxis, sightseeing boats, commuter ferries, cruises, etc. Our strong and lightweight composite hull and superstructure provides for long-lasting durability and stellar performance across multiple functions.

We can also accommodate customer specifications such as passenger capacity, cargo space, entertainment solutions, speeds, climate control options, and much more

SPECIFICATIONS

Length	: 12 M
Breadth	: 4.2 M
Capacity	: 34+1 pax
Top Speed	: 12-15 Knots
Weight	: 6 Ton Approx.
Engine	: Out board motor



SALMON 21

The Salmon 21 combines superior performance and advanced hull design, coupled with a 90 HP outboard motor and hydraulic steering, offering more features than most other cruisers in this segment.

Built to the Craftway standard of excellence and quality, the Salmon provides ample space and numerous entertainment and utility features such as stereo systems, charging outlets, etc. which you can pick and choose as per your requirement.

SPECIFICATIONS

Length	: 6.5 M
Beam	: 2.35 M
Capacity	: 10-12 pax
Top Speed	: 12-15 Knots
Weight	: 6 Tone Approx.
Engine	: Out board motor

